



### **1015 crochet top May 2009**

This is top from magazine called Sandra. I have used pattern pictures from this magazine. I think this top is good for bigger breast, because of formed bra.

Used material:

100% cotton Inka 150m/ 50gr czech production  
Toptex

5 balls

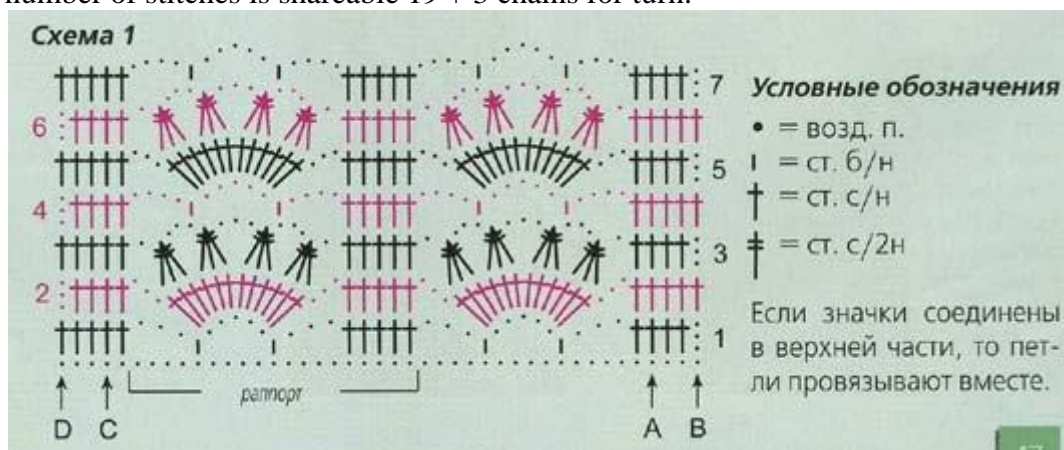
crochet hook 3 and 3,5, needle

Original model from magazine:



Pattern:

number of stitches is shareable 19 + 3 chains for turn.



. - chain

I - single crochet

T - double crochet

- treble crochet

I made this top seam less, it means crochet in rounds.


Size 38, I have started with 10 patterns, it means I made 190 chains with crochet hook number 3,5.

On the front piece I have 5 pattern same as on back part.

First round I have started with hook number 3.

When we have 8 patterns we start with bra.

First crochet back piece with part of front piece, then separately make triangle between breast.



1 row: with slip chain start in place with arrow number 1 and continue with pattern. Row ends symmetric with 5 chain loop and single crochet.

2.row: 3 chain and from pattern crochet 5 double crochet. Continue with pattern and row ends symmetric with 6 double crochet.

3.row: start in place with arrow 3. Start with 3 chains and from pattern crochet 2 groups from treble crochet. Row ends symmetric with 2 groups from treble crochet.

4.row: 3 chains, from pattern crochet 5 double crochet, row ends symmetric with 5 double crochet.

5.row: start in place with arrow 5, 3 chains, from pattern crochet 3 double crochet. Row end symmetric with 4 double crochet.

6.row: 3 chain, from pattern crochet 2 double crochet. Row end symmetric with 3 double crochet.

Now start with middle part:

1.row: with slip chain start in place with arrow 1 and continue with pattern. Row ends symmetric.



2.row: 3 chain, from pattern crochet 5 double crochet, row ends symetric with 6 double crochet

4.row: 3 chain, from pattern crochet 5 double crochet, row end symetric with 6 double crochet.

5.row: 3 chain, from pattern crochet 5 double crochet, row ends symetric with 4 double crochet.

6.row: 3 chain, from pattern crochet 3 double crochet, row ends symetric with 4 chain.

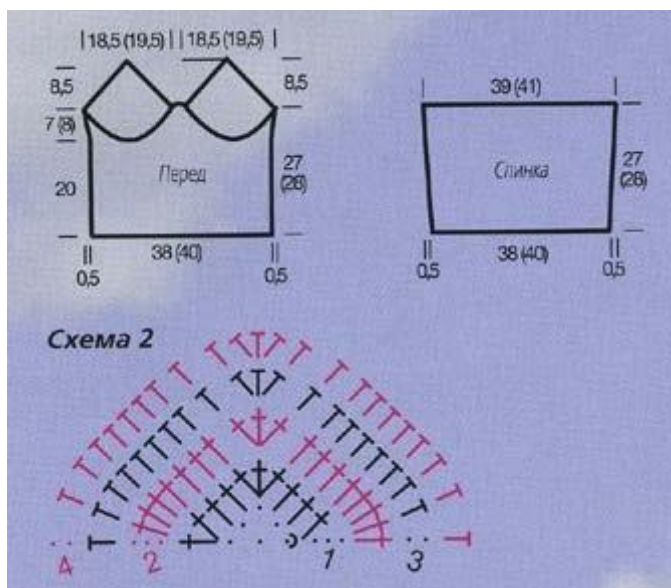
7.row: 3 chain, from pattern crochet 2 double crochet, row ends symetric 3 double crochet.





Now we made body part.

Crochet bra:



Crochet as is shown on picture overhead, crochet with half double crochet, 19.rows.



Sew in bra.

Bottom of the top is made with row of single crochet: 2 chain, skip three stitch, 5 double crochet in one.. still repeat.

Upper part of bra: \*2 chain, skip 3 stitch, 5 double crochet in one, 2 chain, skip 3 stitch, 5 double crochet\*, repeat until reach top of the bra: 100 chain, back 98 single crochet, continue with other bra part.

